



MODI INDUSTRIES LIMITED, MODINAGAR

(1)(a) **Statement showing Shareholding Pattern :**


Name of the Company :		MODI INDUSTRIES LIMITED		
Scrip Code:	13154	Quarter ended :	30th September, 2012	
Name of the Scrip, Class of Security	Equity Shares of Rs.10/- each			
Partly paid up shares	No. of partly paid-up shares	As a % of total no. of partly paid up shares	As a % of total no. of shares of the company.	
Held by Promoter/Promoter Group	-	-	-	-
Held by Public	4800	100.00	0.15	
Total	4800	100.00	0.15	
Outstanding convertible Securities	No. of outstanding securities	As a % of total outstanding securities	As a % of total no. of shares of the Company, assuming full conversion of the convertible securities.	
Held by Promoter/Promoter Group	-	-	-	
Held by Public	-	-	-	
Total	-	-	-	
Warrants	No. of warrants	As a % of total no. of warrants	As a % of total no. of shares of the company, assuming full conversion of warrants	
Held by Promoter/Promoter Group	-	-	-	
Held by Public	-	-	-	
Total	-	-	-	
Total paid up capital of the Company, assuming full conversion of warrants and convertible securities				₹ 33068140.00



Category Code	Category of shareholder	Number of Shareholders	Total Number of shares	Number of Shares held in dematerialized form	Total Shareholding as a percentage of total number of shares		Number of shares otherwise pledged or encumbered	As a percentage
					As a percentage of (A+B)*	As a percentage of (A+B+C)		
(I)	(II)	(III)	(IV)	(V)	(VI)	(VII)	(VIII)	(IX)=(VIII)/(IV)*100
(A)	Promoter & Promoter Group**							
(1)	Indian							
(a)	Individuals/Hindu Undivided Family	83	689306	-	20.83	20.83	-	-
(b)	Central Government/ State Government(s)	-	-	-	-	-	-	-
(c)	Bodies Corporate	33	1279329	-	38.66	38.66	-	-
(d)	Financial Institutions/Banks	-	-	-	-	-	-	-
(e)	Any Other (specify)	-	-	-	-	-	-	-
	Sub-Total (A)(1)	116	1968635	0	59.49	59.49	0	0.00
(2)	Foreign							
(a)	Individuals (Non Resident Individuals/Foreign Individuals)	-	-	-	-	-	-	-
(b)	Bodies Corporate	-	-	-	-	-	-	-
(c)	Institutions	-	-	-	-	-	-	-
(d)	Any Other (specify)	-	-	-	-	-	-	-
	Sub-Total (A)(2)	-	-	-	-	-	-	-
	Total Shareholding of Promoter and Promoter Group (A)=A(1)+A(2)	116	1968635	0	59.49	59.49	0	0.00



Category Code	Category of shareholder	Number of Shareholders	Total Number of shares	Number of Shares held in dematerialized form	Total Shareholding as a percentage of total number of shares		Shares pledged or otherwise encumbered	
					As a percentage of (A+B)*	As a percentage of (A+B+C)	Number of shares	As a percentage
(I)	(II)	(III)	(IV)	(V)	(VI)	(VII)	(VIII)	(IX)=(VIII)/(IV)*100
(B)	Public Shareholding***						N.A	N.A
(1)	Institutions						N.A	N.A
(a)	Mutual Funds/U.T.I.	-	-	-	-	-		
(b)	Financial Institutions/Banks	5	1799	-	0.05	0.05		
(c)	Central Government/ State Government(s)	-	-	-	-	-		
(d)	Venture Capital Funds	-	-	-	-	-		
(e)	Insurance Companies	6	351378	-	10.62	10.62		
(f)	Foreign Institutional Investors	-	-	-	-	-		
(g)	Foreign Venture Capital Investors	-	-	-	-	-		
(h)	Any Other (specify)	-	-	-	-	-		
	Sub Total (B)(1)	11	353177	0	10.67	10.67		




Category Code	Category of shareholder	Number of Shareholders	Total Number of shares	Number of Shares held in dematerialized form	Total Shareholding as a percentage of total number of shares		Number of shares otherwise pledged or encumbered	As a percentage
					As a percentage of (A+B)*	As a percentage of (A+B+C)		
(I)	(II)	(III)	(IV)	(V)	(VI)	(VII)	(VIII)	(IX)=(VIII)/(IV)*100
(2)	Non-Institutions						N.A	N.A
(a)	Bodies Corporate	50	47328	-	1.43	1.43		
(b)	Individuals							
	i. Individual shareholders holding nominal share capital upto Rs. 1 Lakh.	9035	881108	-	26.63	26.63		
	ii. Individual shareholders holding nominal share capital in excess of Rs. 1 Lakh	3	58966	-	1.78	1.78		
(c)	Any Other (specify)	-	-	-	-	-		
	Sub Total (B)(2)	9088	987402	0	29.84	29.84		
	Total Public Shareholding (B)=(B)(1)+(B)(2)	9099	1340579	0	40.51	40.51	N.A	N.A
	Total (A)+(B)	9215	3309214	0	100.00	100.00		
(C)	Shares held by Custodians and against which Depository Receipts have been issued	-	-	-	N.A	-	N.A	N.A
(1)	Promoter/Promoter Group	-	-	-	N.A	-	N.A	N.A
(2)	Public	-	-	-	N.A	-	N.A	N.A
	GRAND TOTAL (A+B+C)	9215	3309214	-	100	100		

*For determining public shareholding for the purpose of Clause 40A.

**For definitions of "Promoter" and "Promoter Group", refer to Clause 40A.

***For definitions of "Public Shareholding", refer to Clause 40A

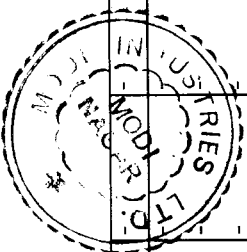


(i)(b) STATEMENT SHOWING HOLDING OF SECURITIES (INCLUDING SHARES, WARRANTS, CONVERTIBLE SECURITIES) OF PERSONS BELONGING TO THE CATEGORY "PROMOTER AND PROMOTER GROUP"

Sr. No.	Name of the Shareholder	Details of Shares held		Encumbered Shares (*)			Details of Warrants		Details of convertible securities		Total shares (including underlying shares assuming full conversion of warrants and convertible securities) as a % of diluted share capital.
		Number of Shares held	As a % of grand total (A)+(B)+(C)	Number	As a percentage (VI)=(V)/(III)*100	As a % of grand total (A+B+C) of sub-clause (1)(a)	Number of warrants held	As a % total number of warrants of the same class	Number of convertible securities held	As a % total number of convertible securities of the same class	
(i)	(ii)	(iii)	(iv)	(v)	(vi)=(v)/(iii)*100	(vii)	(viii)	(ix)	(x)	(xi)	(xii)
1	Promoters	334429	10.11	-	-	-	-	-	-	-	-
2	Promoter Group	1634206	49.38	-	-	-	-	-	-	-	-
	Total	1968635	59.49	0	0.00	0.00	0	0.00	0.00	0.00	-

(i)(c)(i) STATEMENT SHOWING HOLDING OF SECURITIES (INCLUDING SHARES, WARRANTS, CONVERTIBLE SECURITIES) OF PERSONS BELONGING TO THE CATEGORY "PUBLIC" AND HOLDING MORE THAN 1% OF THE TOTAL NUMBER OF SHARES

Sl. No.	Name of the Shareholder	No. of Shares held	Shares as a percentage of total number of shares (i.e. Grand Total (A)+(B)+(C) indicated in statement at Para (1)(a) above).	Details of Warrants		Details of convertible securities		Total shares (including underlying shares assuming full conversion of warrants and convertible securities) as a % of diluted share capital.
				Number of warrants held	As a % total number of warrants of the same class	Number of convertible securities held	%w.r.t. total number of convertible securities of the same class	
1	The Oriental Insurance Company Limited	59555	1.80	-	-	-	-	-
2	General Insurance Corporation of India	46562	1.41	-	-	-	-	-
3	The New India Assurance Company Limited	45403	1.37	-	-	-	-	-
4	Mr. Mahendra Girdharilal	37888	1.14	-	-	-	-	-
	Total	189408	5.72	-	-	-	-	-




(1)(c)(ii) STATEMENT SHOWING HOLDING OF SECURITIES (INCLUDING SHARES, WARRANTS, CONVERTIBLE SECURITIES) OF PERSONS (TOGETHER WITH PAC) BELONGING TO THE THE CATEGORY "PUBLIC" AND HOLDING MORE THAN 5% OF THE TOTAL NUMBER OF SHARES OF THE COMPANY

Sl. No.	Name(s) of the Shareholder(s) and the persons acting in Concert (PAC) with them.	No. of Shares held	Shares as a percentage of total number of shares (i.e. Grand Total (A)+(B)+(C) indicated in statement at Para (1)(a) above).	Details of Warrants		Details of convertible securities		Total shares (including underlying shares assuming full conversion of warrants and convertible securities) as a % of diluted share capital.
				Number of warrants	As a % total number of warrants of the same class	Number of convertible securities held	%w.r.t. total number of convertible securities of the same class	
1	NIL							
2								
	Total							

(1)(d) STATEMENT SHOWING DETAILS OF LOCKED-IN-SHARES :

Sl. No.	Name of the Shareholder	No. of locked-in Shares	Locked-in shares as a percentage of total number of shares (i.e. Grand Total (A)+(B)+(C) indicated in Statement at para (1)(a) above)
1	NIL		
2			
	Total		




(II)(a) STATEMENT SHOWING DETAILS OF DEPOSITORY RECEIPTS (DRs)

Sl. No.	Type of outstanding DR (ADRs, GDRs, SDRs, etc.)	Number of outstanding DRs	Number of shares underlying outstanding DRs	Shares underlying outstanding DRs as a percentage of total number of shares (i.e. Grand Total (A)+(B)+(C) indicated in statement at para (I)(a) above.
1				
2				
		Total		


(II)(b) STATEMENT SHOWING HOLDING OF DEPOSITORY RECEIPTS (DRs), WHERE UNDERLYING SHARES, HELD BY PROMOTER/PROMOTER GROUP, ARE IN EXCESS OF 1% OF THE TOTAL NUMBER OF SHARES


Sl. No.	Name of the DR Holder	Type of outstanding DR (ADRs, GDRs, SDRs, etc.)	Number of shares underlying outstanding DRs	Shares underlying outstanding DRs as a percentage of total number of shares (i.e. Grand Total (A)+(B)+(C) indicated in statement at para (I)(a) above.
1				
2				
	Total			



(iii)(a) STATEMENT SHOWING THE VOTING PATTERN OF SHAREHOLDERS,
IF MORE THAN ONE CLASS OF SHARES/SECURITIES IS ISSUED BY
ISSUER :

N.A.



for MODI INDUSTRIES LIMITED

DY. COMPANY SECRETARY