

MODI INDUSTRIES LIMITED, MODINAGAR

(1)(a) **Statement showing Shareholding Pattern :**

Name of the Company :	MODI INDUSTRIES LIMITED	
Scrip Code:	DSE *	13154
	UPSE **	Z493
Quarter ended :	30th June, 2015	
Name of the Scrip, Class of Security	Equity Shares of Rs.10/- each	

Partly paid up shares	No. of partly paid-up shares	As a % of total no. of partly paid up shares	As a % of total no. of shares of the company.
Held by Promoter/Promoter Group	-	-	-
Held by Public	4800	100.00	0.15
Total	4800	100.00	0.15
Outstanding convertible Securities	No. of outstanding securities	As a % of total outstanding securities	As a % of total no. of shares of the Company, assuming full conversion of the convertible securities.
Held by Promoter/Promoter Group	-	-	-
Held by Public	-	-	-
Total	-	-	-
Warrants	No. of warrants	As a % of total no. of warrants	As a % of total no. of shares of the company, assuming full conversion of warrants
Held by Promoter/Promoter Group	-	-	-
Held by Public	-	-	-
Total	-	-	-
Total paid up capital of the Company, assuming full conversion of warrants and convertible securities			Rs.33068140.00

*SEBI has derecognized the DSE on 19th November, 2014.

**SEBI has issued exit order of UPSE on 9th June, 2015.



Category Code	Category of shareholder	Number of Shareholders	Total Number of shares	Number of Shares held in dematerialized form	Total Shareholding as a percentage of total number of shares		Number of shares otherwise encumbered	As a percentage
					As a percentage of (A+B)*	As a percentage of (A+B+C)		
(I)	(II)	(III)	(IV)	(V)	(VI)	(VII)	(VIII)	(IX)=(VIII)/(IV)*100
(A)	Promoter & Promoter Group**							
(1)	Indian							
(a)	Individuals/Hindu Undivided Family	92	689306	-	20.83	20.83	165585	24.02
(b)	Central Government/ State Government(s)	-	-	-	-	-	-	-
(c)	Bodies Corporate	35	1279329	-	38.66	38.66	227844	17.81
(d)	Financial Institutions/Banks	-	-	-	-	-	-	-
(e)	Any Other (specify)	-	-	-	-	-	-	-
	Sub-Total (A)(1)	127	1968635	0	59.49	59.49	393429	19.98
(2)	Foreign							
(a)	Individuals (Non Resident Individuals/Foreign Individuals)	-	-	-	-	-	-	-
(b)	Bodies Corporate	-	-	-	-	-	-	-
(c)	Institutions	-	-	-	-	-	-	-
(d)	Any Other (specify)	-	-	-	-	-	-	-
	Sub-Total (A)(2)	-	-	-	-	-	-	-
	Total Shareholding of Promoter and Promoter Group (A)=A(1)+A(2)	127	1968635	0	59.49	59.49	393429	19.98

Non-disposal of shares undertaking given to Fis/Banks.



Category Code	Category of shareholder	Number of Shareholders	Total Number of shares	Number of Shares held in dematerialized form	Total Shareholding as a percentage of total number of shares		Shares pledged or otherwise encumbered	
					As a percentage of (A+B)* (VI)	As a percentage of (A+B+C) (VII)	Number of shares # (VIII)	As a percentage (IX)=(VIII)/(IV)*100
(I)	(II)	(III)	(IV)	(V)	(VI)	(VII)	(VIII)	(IX)=(VIII)/(IV)*100
(B)	Public Shareholding***						N.A	N.A
(1)	Institutions						N.A	N.A
(a)	Mutual Funds/U.T.I.	-	-	-	-	-		
(b)	Financial Institutions/Banks	6	1799	-	0.05	0.05		
(c)	Central Government/ State Government(s)	-	-	-	-	-		
(d)	Venture Capital Funds	-	-	-	-	-		
(e)	Insurance Companies	8	351378	-	10.62	10.62		
(f)	Foreign Institutional Investors	-	-	-	-	-		
(g)	Foreign Venture Capital Investors	-	-	-	-	-		
(h)	Qualified Foreign Investor	-	-	-	-	-		
(i)	Any Other (specify)	-	-	-	-	-		
	Sub Total (B)(1)	14	353177	0	10.67	10.67		




Category Code	Category of shareholder	Number of Shareholders	Total Number of shares	Number of Shares held in dematerialized form	Total Shareholding as a percentage of total number of shares		Shares pledged or otherwise encumbered	As a percentage
					As a percentage of (A+B)*	As a percentage of (A+B+C)		
(I)	(II)	(III)	(IV)	(V)	(VI)	(VII)	(VIII)	(IX)=(VIII)/(IV)*100
(2)	Non-Institutions						N.A	N.A
(a)	Bodies Corporate	50	47259	-	1.43	1.43		
(b)	Individuals							
	i. Individual shareholders holding nominal share capital upto Rs. 1 Lakh.	9030	881177	-	26.63	26.63		
	ii. Individual shareholders holding nominal share capital in excess of Rs. 1 Lakh	3	58966	-	1.78	1.78		
(c)	Qualified Foreign Investor	-	-	-	-	-		
(d)	Any Other (specify)	-	-	-	-	-		
	Sub Total (B)(2)	9083	987402	0	29.84	29.84		
	Total Public Shareholding (B)=(B)(1)+(B)(2)	9097	1340579	0	40.51	40.51	N.A	N.A
	Total (A)+(B)	9224	3309214	0	100.00	100.00	393429	11.89
(C)	Shares held by Custodians and against which Depository Receipts have been issued	-	-	-	N.A	-	N.A	N.A
(1)	Promoter/Promoter Group	-	-	-	N.A	-	N.A	N.A
(2)	Public	-	-	-	N.A	-	N.A	N.A
	GRAND TOTAL (A+B+C)	9224	3309214	-	100.00	100.00	393429	11.89

*For determining public shareholding for the purpose of Clause 40A.

**For definitions of "Promoter" and "Promoter Group", refer to Clause 40A.

***For definitions of "Public Shareholding", refer to Clause 40A

Non-disposal of shares undertaking given to Fis/Banks.



(1)(b) STATEMENT SHOWING HOLDING OF SECURITIES (INCLUDING SHARES, WARRANTS, CONVERTIBLE SECURITIES) OF PERSONS BELONGING TO THE CATEGORY "PROMOTER AND PROMOTER GROUP"

Sr. No.	Name of the Shareholder	Details of Shares held		Encumbered Shares (*)			Details of Warrants		Details of convertible securities			Total shares (including underlying shares assuming full conversion of warrants and convertible securities) as a % of diluted share capital.
		Number of Shares held	As a % of grand total (A)+(B)+(C)	Number #	As a percentage (VI)=(V)/(III)*100	As a % of grand total (A)+(B)+(C) of sub-clause (1)(a)	Number of warrants held	As a % total number of warrants of the same class	Number of convertible securities held	As a % total number of convertible securities of the same class		
1	Promoters	334429	10.11	160942	48.12	4.86	-	-	-	-	-	10.11
2	Promoter Group	1634206	49.38	232487	14.23	7.03	-	-	-	-	-	49.38
	Total	1968635	59.49	393429	19.98	11.89	0	0.00	0.00	0.00	0.00	59.49

(*) The term "encumbrance" has the same meaning as assigned to it in regulation 28(3) of the SAST Regulations, 2011.

Non-disposal of shares undertaken given to FIs/Banks.

(1)(c)(i) STATEMENT SHOWING HOLDING OF SECURITIES (INCLUDING SHARES, WARRANTS, CONVERTIBLE SECURITIES) OF PERSONS BELONGING TO THE CATEGORY "PUBLIC" AND HOLDING MORE THAN 1% OF THE TOTAL NUMBER OF SHARES

Sl. No.	Name of the Shareholder	No. of Shares held	Shares as a percentage of total number of shares (i.e. Grand Total (A)+(B)+(C) indicated in statement at Para (1)(a) above).	Details of Warrants		Details of convertible securities			Total shares (including underlying shares assuming full conversion of warrants and convertible securities) as a % of diluted share capital.
				Number of warrants held	As a % total number of warrants of the same class	Number of convertible securities held	%w.r.t. total number of convertible securities of the same class		
1	The Oriental Insurance Company Limited	59555	1.80	-	-	-	-	-	1.80
2	General Insurance Corporation of India	46562	1.41	-	-	-	-	-	1.41
3	The New India Assurance Company Limited	45403	1.37	-	-	-	-	-	1.37
4	Mr. Mahendra Giridharlal	37888	1.14	-	-	-	-	-	1.14
	Total	189408	5.72	-	-	-	-	-	5.72



(6)

(1)(c)(ii) STATEMENT SHOWING HOLDING OF SECURITIES (INCLUDING SHARES, WARRANTS, CONVERTIBLE SECURITIES) OF PERSONS (TOGETHER WITH PAC) BELONGING TO THE THE CATEGORY "PUBLIC" AND HOLDING MORE THAN 5% OF THE TOTAL NUMBER OF SHARES OF THE COMPANY

Sl. No.	Name(s) of the Shareholder(s) and the persons acting in Concert (PAC) with them.	No. of Shares held	Shares as a percentage of total number of shares (i.e. Grand Total (A)+(B)+(C) indicated in statement at Para (1)(a) above).	Details of Warrants		Details of convertible securities		Total shares (including underlying shares assuming full conversion of warrants and convertible securities) as a % of diluted share capital.
				Number of warrants held	As a % total number of warrants of the same class	Number of convertible securities held	%w.r.t. total number of convertible securities of the same class	
1								
2								
		NIL						
	Total							

(1)(d) STATEMENT SHOWING DETAILS OF LOCKED-IN-SHARES :

Sl. No.	Name of the Shareholder	No. of locked-in Shares	Locked-in shares as a percentage of total number of shares (i.e. Grand Total (A)+(B)+(C) indicated in Statement at para (1)(a) above)
1			
2		NIL	
	Total		




(II)(a) STATEMENT SHOWING DETAILS OF DEPOSITORY RECEIPTS (DRs)

Sl. No.	Type of outstanding DR (ADRs, GDRs, SDRs, etc.)	Number of outstanding DRs	Number of shares underlying outstanding DRs	Shares underlying outstanding DRs as a percentage of total number of shares (i.e. Grand Total (A)+(B)+(C) indicated in statement at para (I)(a) above.
1				
2				
		Total		

(II)(b) STATEMENT SHOWING HOLDING OF DEPOSITORY RECEIPTS (DRs), WHERE UNDERLYING SHARES, HELD BY PROMOTER/PROMOTER GROUP, ARE IN EXCESS OF 1% OF THE TOTAL NUMBER OF SHARES

Sl. No.	Name of the DR Holder	Type of outstanding DR (ADRs, GDRs, SDRs, etc.)	Number of shares underlying outstanding DRs	Shares underlying outstanding DRs as a percentage of total number of shares (i.e. Grand Total (A)+(B)+(C) indicated in statement at para (I)(a) above.
1				
2				
	Total			

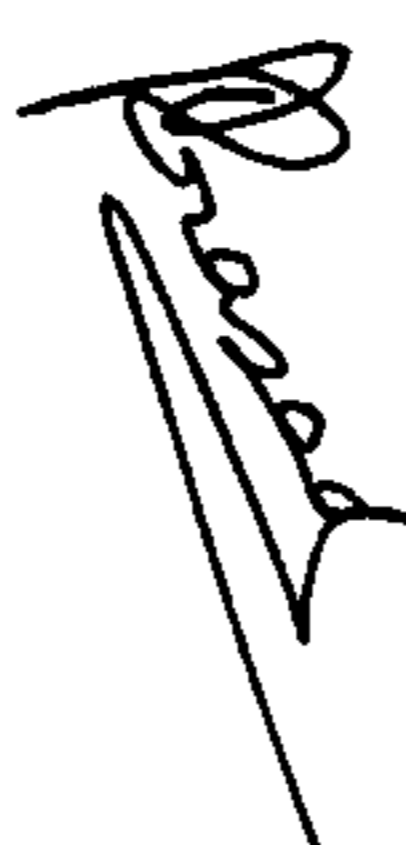


(iii)(a) STATEMENT SHOWING THE VOTING PATTERN OF SHAREHOLDERS,
IF MORE THAN ONE CLASS OF SHARES/SECURITIES IS ISSUED BY
ISSUER :

N.A.



for MODI INDUSTRIES LIMITED


(V.P. GUPTA)
COMPANY SECRETARY